

WINTER WORD WORK



CVC WORDS – FREEBIE





I Can...
1. Match the onset and rime cards.

2. Record the word on the recording sheet.

Winter Word Work
Directions: Record the word next to the corresponding picture.

	k	it	
	kit		
			
			
			
			

Winter Word Work
Directions: Record the word next to the corresponding picture.

			bag
	cop		
	sun		
			pig
	fan		

Thank You

Thank you so much for purchasing this resource! I sincerely hope you and your students enjoy the activities and that it makes learning fun. I also hope that you find it helpful and easy to use.

Please Note: This file is licensed for a single classroom use only. You may not share, redistribute, or sell the contents of this packet in any way (electronically or giving away a hard copy). You may not place any parts of this file on the Internet or school website. If you are planning to share this packet with a colleague or an entire team, please visit my store to purchase additional licenses at a discounted price.

If you are not already doing so, I would love for you to follow me on TpT! It's a great way to stay connected and up-to-date on the latest products and FREEBIES!


Click on the link below to visit my store.

[Visit my TpT Store](#)

If you have any questions,
please do not hesitate to e-mail me.

My email address: theprintableprincess@gmail.com

Visit my website: www.theprintableprincess.com












Winter Word Work

Prep Directions: Print, cut, and laminate the activity cards and the onset / rime cards. Print the recording sheet.

Activity Directions: Students will say the name of the picture to identify the onset and rime. They will match the onset and rime cards to build the word. They will find the corresponding picture on the recording sheet and write the word.


Name: _____

Winter Word Work
Directions: Record the word next to the corresponding picture.

	kit		
			
			
	k	it	
			

I Can...











1. Match the onset and rime cards.





2. Record the word on the recording sheet.

Name: _____



Winter Word Work
Directions: Record the word next to the corresponding picture.

	kit		
			
			
			
			



Winter Word Work





Winter Word Work




Winter Word Work





Winter Word Work




Winter Word Work





Winter Word Work




Winter Word Work




Winter Word Work




Winter Word Work




Winter Word Work



The Printable Princess



Winter Word Work




b

Winter Word Work

ag

Winter Word Work




f

Winter Word Work

an

Winter Word Work

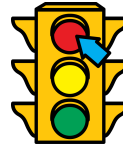


h

Winter Word Work

en

Winter Word Work



r

Winter Word Work

ed

Winter Word Work




k

Winter Word Work

it

Winter Word Work



p

Winter Word Work

ig

Winter Word Work



c op

Winter Word Work

Winter Word Work



l og

Winter Word Work

Winter Word Work



s un

Winter Word Work

Winter Word Work









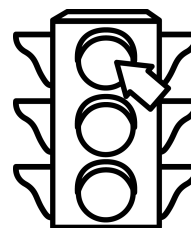


m ug

Winter Word Work

Name: _____

Winter Word Work


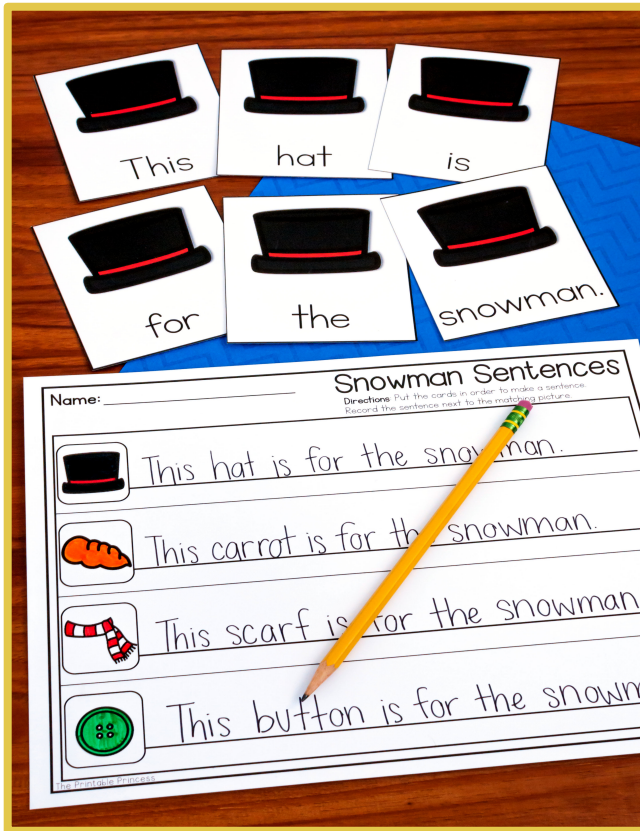
Directions: Record the word next to the corresponding picture.



THANK YOU TO THE FOLLOWING...



for sharing your talent!



Click on the pictures above to check out the activities.




TERMS OF USE

You May	You May NOT
<ul style="list-style-type: none">● Make as many printed copies as you need for your own classroom and personal use.● Purchase additional licenses for colleagues at a discounted rate by visiting your "My Purchases" tab on TpT.● Save this file to your home or school computer.● Share ONLY the cover page of this product on your blog, social media account, etc. with a link back to the product in my TpT shop.● <u>Thank you for respecting my work.</u>	<ul style="list-style-type: none">● Post <u>ANY</u> part of this document on <u>ANY</u> website, blog, shared clouds or drives, etc. (Including personal, classroom, or school websites)● Share this item with other teachers, your team, or your school/district (either digitally in ANY way or by copying it via a copy machine or printer). Please direct them to this product on TpT.● Sell this item or benefit financially in any way from this file.

Copyright The Printable Princess, Inc. All rights reserved. Permission is granted to make printed copies specifically for student or teacher use by the original purchaser/licensee only.

Reproduction of any part of this product for any other purpose is strictly prohibited, which includes but is not limited to: sharing or distributing any part of this product by way of making printed copies, sharing or distributing any part of this product by posting it online (including personal or classroom websites). Posting any part of this product online is detectable and is in violation of The Digital Millennium Copyright Act (DMCA).



let's connect



Just click the buttons above!

