





















Mitten Match

Numbers 11 - 20

Mitten Match

Mitten Match

Mitten Match

The Printable Princess

Thank You

Thank you so much for purchasing this resource! I sincerely hope you and your students enjoy the activities and that it makes learning fun. I also hope that you find it helpful and easy to use.

Please Note: This file is licensed for a single classroom use only. You may not share, redistribute, or sell the contents of this packet in any way (electronically or giving away a hard copy). You may not place any parts of this file on the Internet or school website. If you are planning to share this packet with a colleague or an entire team, please visit my store to purchase additional licenses at a discounted price.


If you are not already doing so, I would love for you to follow me on TpT! It's a great way to stay connected and up-to date on the latest products and FREEBIES!

Click on the link below to visit
[The Printable Princess on TpT.](#)

If you have any questions,
please do not hesitate to e-mail me.
theprintableprincess@gmail.com

Visit my website:

www.theprintableprincess.com



Mitten Match

To prepare this activity print and laminate the activity mat. Print, cut-apart, and laminate the mitten number cards.


Students will also need plastic math cubes, mini erasers, cotton balls, or pom-poms for this activity.

This activity can be used three ways.



Activity 1: Use this as a simple matching activity for teen numbers.


Activity 2: Students can turn the cards face-down and play a memory matching game with a partner.


Activity 3: Students can work independently to match the mitten cards to make a pair. They will place the pair of mitten cards on the top of the activity mat. They will use manipulatives to show the number on the ten frames.





Mitten Match













TERMS OF USE

You May	You May NOT
<ul style="list-style-type: none">● Make as many printed copies as you need for your own classroom and personal use.● Purchase additional licenses for colleagues at a discounted rate by visiting your "My Purchases" tab on TpT.● Save this file to your home or school computer.● Share ONLY the cover page of this product on your blog, social media account, etc. with a link back to the product in my TpT shop.● <u>Thank you for respecting my work.</u>	<ul style="list-style-type: none">● Post <u>ANY</u> part of this document on <u>ANY</u> website, blog, shared clouds or drives, etc. (Including personal, classroom, or school websites)● Share this item with other teachers, your team, or your school/district (either digitally in ANY way or by copying it via a copy machine or printer). Please direct them to this product on TpT.● Sell this item or benefit financially in any way from this file.

Copyright The Printable Princess, Inc. All rights reserved. Permission is granted to make printed copies specifically for student or teacher use by the original purchaser/licensee only. Reproduction of any part of this product for any other purpose is strictly prohibited, which includes but is not limited to: sharing or distributing any part of this product by way of making printed copies, sharing or distributing any part of this product by posting it online (including personal or classroom websites). Posting any part of this product online is detectable and is in violation of The Digital Millennium Copyright Act (DMCA).



let's connect




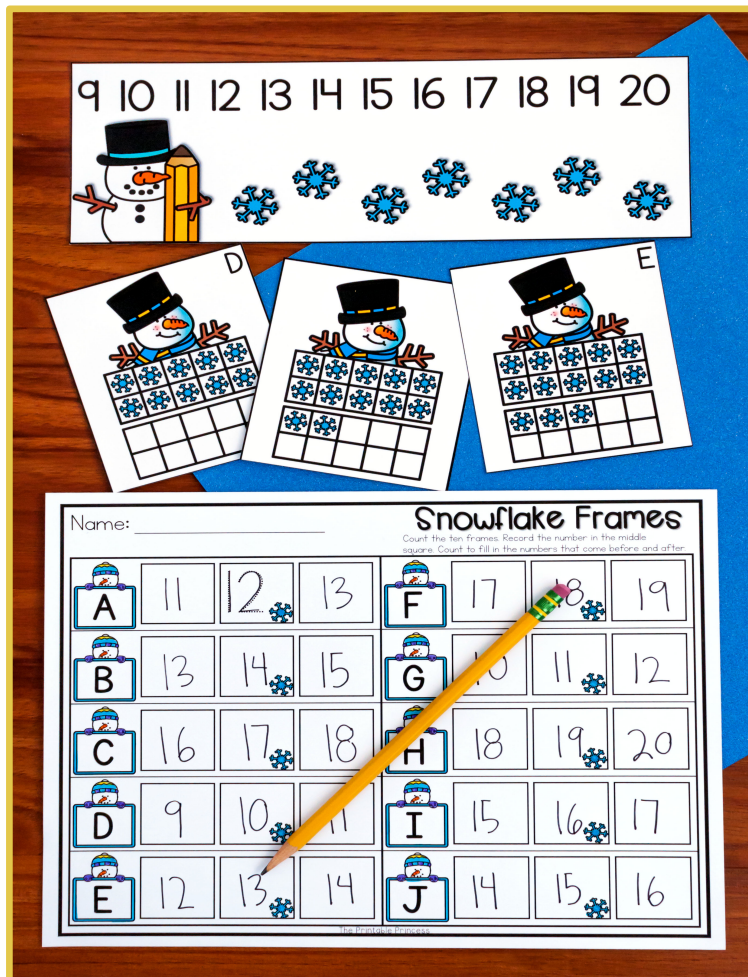
Just click the buttons above!





THANK YOU TO THE FOLLOWING...

for sharing your talent!



Click on the pictures above to
check out other [winter activities!](#)

