

# Plastic Egg





Recording  
Sheets for  
Literacy  
Activities



Name: \_\_\_\_\_

# Word Family Chicks

**Directions:** Write the word family on the chick. Write the words that belong to the word family on the line.



---

---

---

---

---

---

---

---

---

---

---

---

---

---




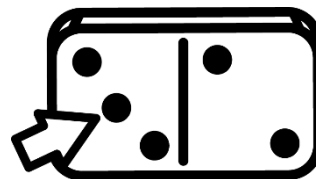
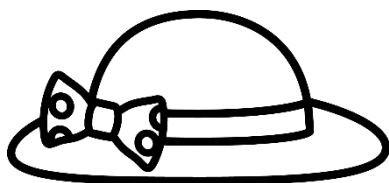


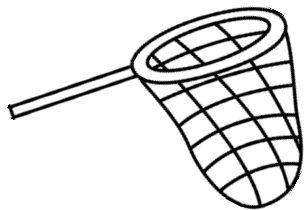
---

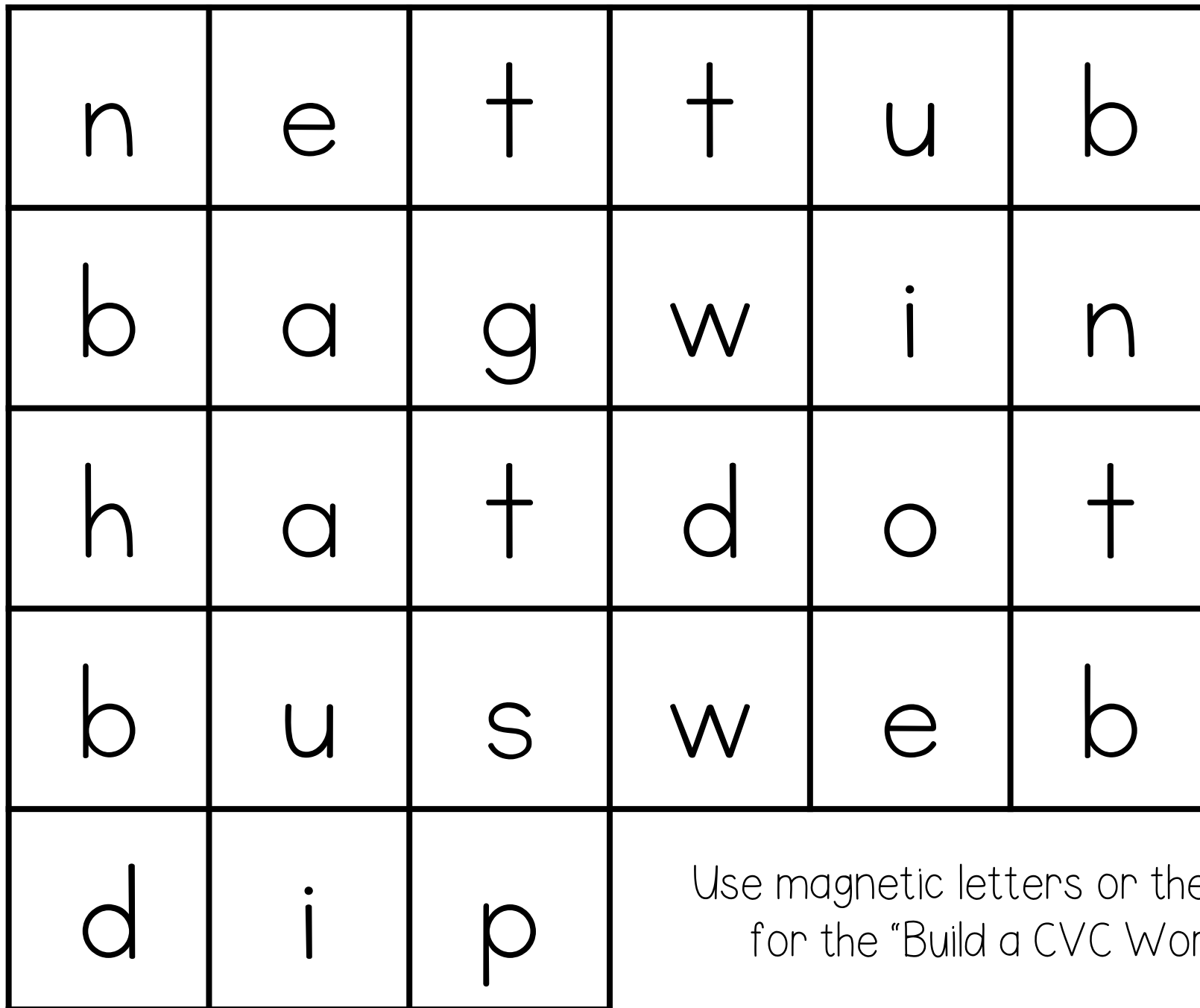
---

Name: \_\_\_\_\_

# Build a CVC Word

Directions: Unscramble the letters to spell a word. Write the word on the line and draw a picture.












Organization Tip: Before cutting apart, use nine different colors to draw small dots in the bottom corner. This way, if letters get mixed you can easily match the word back together.

Name: \_\_\_\_\_

# Sight Word Shuffle

Directions: Unscramble the letters to spell a word. Write the word on the line.





Name: \_\_\_\_\_

# Egg-cellent Spelling

Directions: Write the word on the line. Draw a picture to match.





# EGG-CELLENT ALPHABET MATCHING





Name: \_\_\_\_\_

# Rhyming Pairs



**Directions:** Record the rhyming pairs on the lines below.

\_\_\_\_\_ and \_\_\_\_\_

\_\_\_\_\_ and \_\_\_\_\_

\_\_\_\_\_ and \_\_\_\_\_

\_\_\_\_\_ and \_\_\_\_\_

\_\_\_\_\_ and \_\_\_\_\_

\_\_\_\_\_ and \_\_\_\_\_

\_\_\_\_\_ and \_\_\_\_\_

\_\_\_\_\_ and \_\_\_\_\_