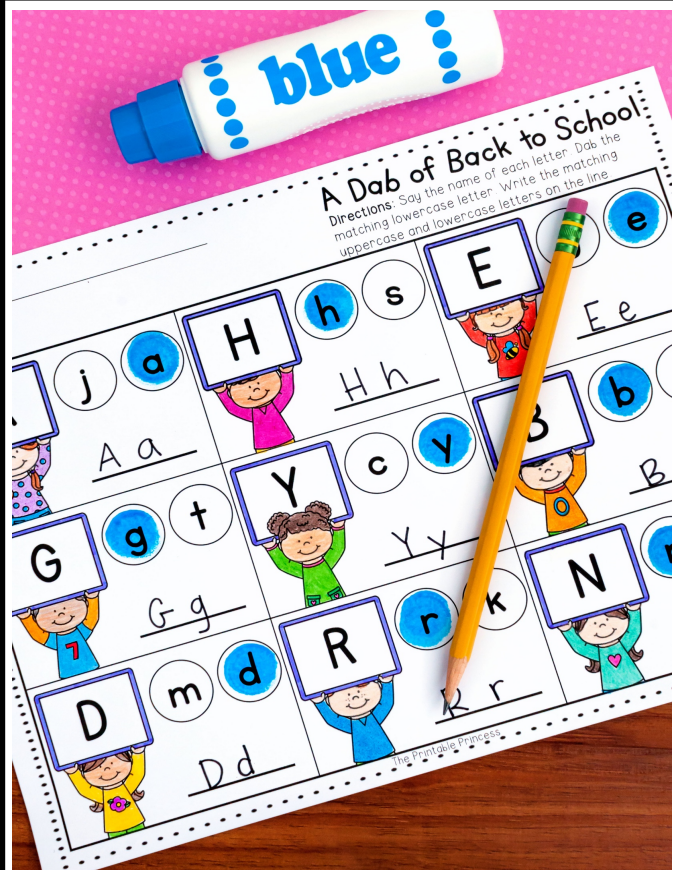


A DAB OF

back to school

Created by The Printable Princess



Thank You

Thank you so much for purchasing this resource! I sincerely hope you and your students enjoy the activities and that it makes learning fun. I also hope that you find it helpful and easy to use.

Please Note: This file is licensed for a single classroom use only. You may not share, redistribute, or sell the contents of this packet in any way (electronically or giving away a hard copy). You may not place any parts of this file on the Internet or school website. If you are planning to share this packet with a colleague or an entire team, please visit my store to purchase additional licenses at a discounted price.

I would love for you to follow me on TpT! It's a great way to stay connected and up-to-date on the latest products and FREEBIES!

[Click here to visit my TpT store.](#)

If you have any questions, please do not hesitate to e-mail me.

theprintableprincess@gmail.com

Visit my website: www.theprintableprincess.com



Name: _____

A Dab of Back to School










Directions: Dab the popcorn pieces.



Name: _____

A Dab of Back to School






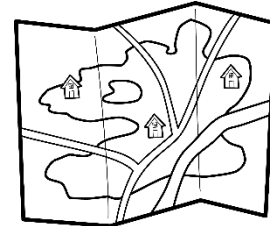

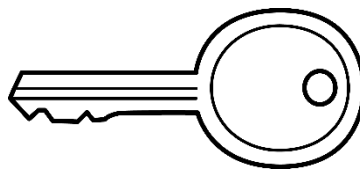
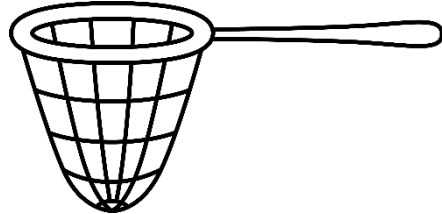
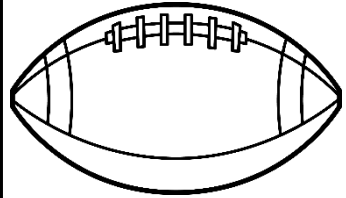
Directions: Say the name of each letter. Dab the matching lowercase letter. Write the matching uppercase and lowercase letters on the line.

 _____	 _____	 _____
 _____	 _____	 _____
 _____	 _____	 _____

Name: _____

A Dab of Back to School

Directions: Say the name of each picture. Dab the 😊 if the pictures have the same beginning sound. Dab the ☹️ if the pictures do not.





Name: _____


A Dab of Back to School


Directions: Trace the number. Dab the squares to show how many.


Dab here:
















Name: _____

A Dab of Back to School


Directions: Dab the pictures that show the number two. Use crayons to rainbow write the number below.



Name: _____

A Dab of Back to School


Directions: Roll the die. Find the match on the paper and dab it.



THANK YOU TO THE FOLLOWING...



for sharing your talent!



Click on the pictures above to check out other [back to school activities!](#)