



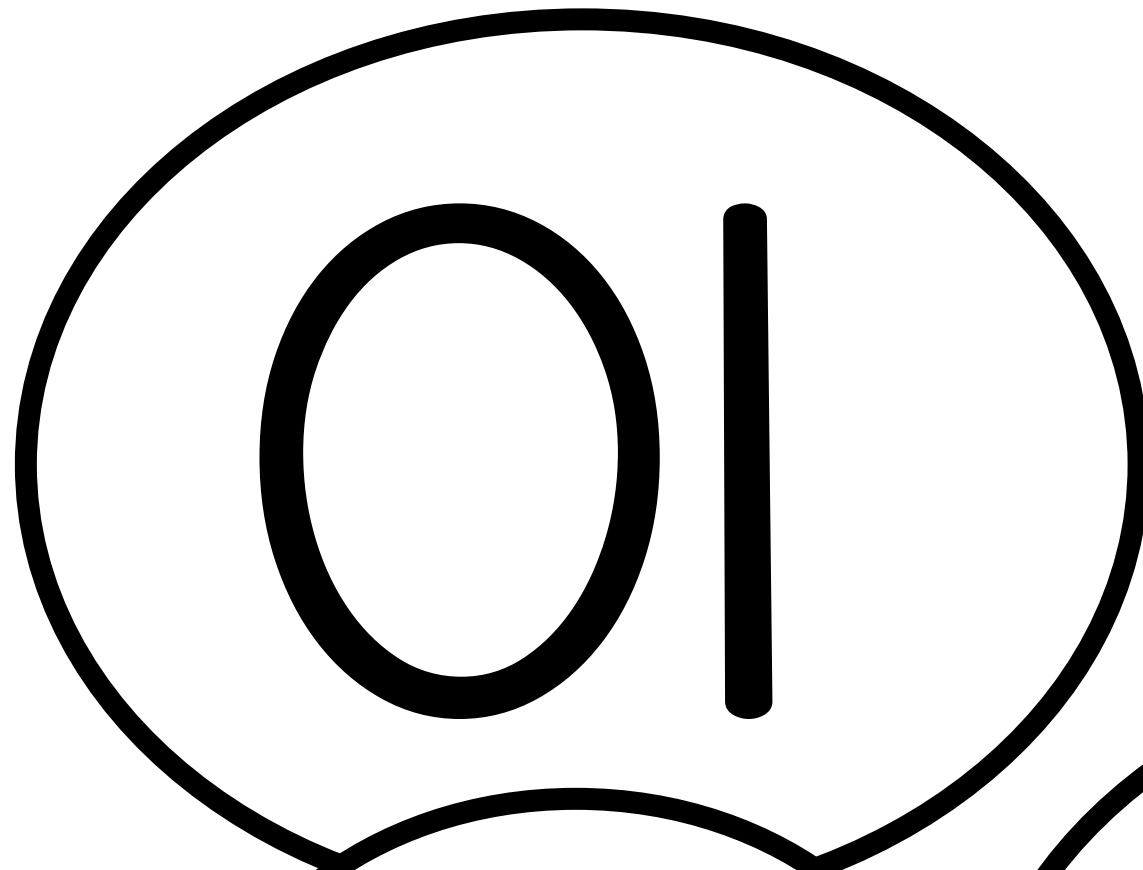


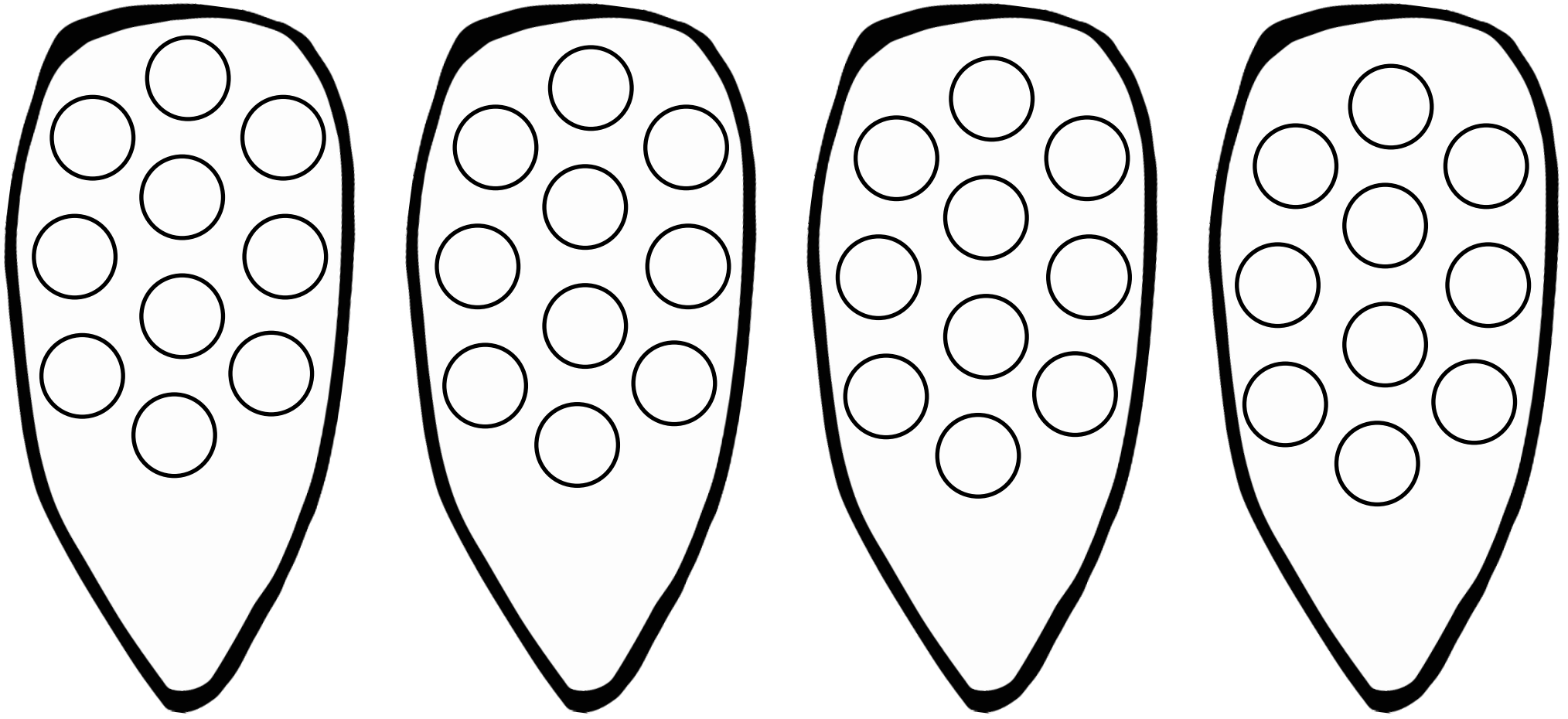
Name: \_\_\_\_\_

# Turkey Sounds

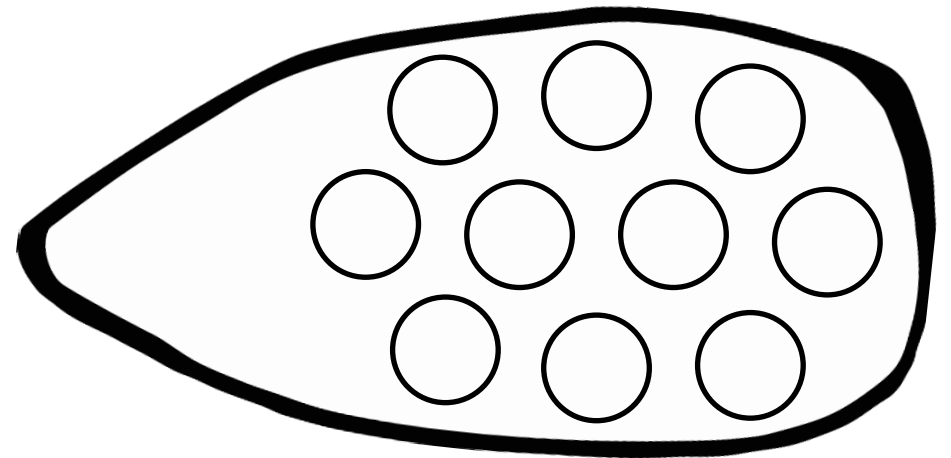
Directions: Identify the letter on the feather and make the sound. Find the picture with the matching beginning sound. Color the picture to match the feather.









Color the circles on the feathers to show different ways to make 10. Color the turkey. Cut out the feathers and the turkey. Glue the feathers on the turkey.





|  |  |  |  |  |  |  |  |  |  |
|--|--|--|--|--|--|--|--|--|--|
|  |  |  |  |  |  |  |  |  |  |
|--|--|--|--|--|--|--|--|--|--|

[www.theprintableprincess.com](http://www.theprintableprincess.com)



|  |  |  |  |  |  |  |  |  |  |
|--|--|--|--|--|--|--|--|--|--|
|  |  |  |  |  |  |  |  |  |  |
|--|--|--|--|--|--|--|--|--|--|

[www.theprintableprincess.com](http://www.theprintableprincess.com)

Name: \_\_\_\_\_

# Let's Make Ten

Directions: Record the ways that you made ten.

\_\_\_\_\_ and \_\_\_\_\_ make 10

\_\_\_\_\_ and \_\_\_\_\_ make 10

\_\_\_\_\_ and \_\_\_\_\_ make 10

\_\_\_\_\_ and \_\_\_\_\_ make 10

\_\_\_\_\_ and \_\_\_\_\_ make 10

