

# Juggling Jelly Beans

To prepare this activity, put various amounts of jelly bean erasers in the eggs. {You can use real jelly beans, or any type of small erasers or small manipulatives.} Print the recording sheet and add some crayons or bingo dabbers. Students can play with a partner or a small group.

To play the game each student selects an egg from the basket. They open the egg and count the number of objects inside. The student with the least {or greatest...your choice} number of jelly beans dabs {or colors} a circle on their game board.

They put the objects back in the egg and return the eggs to the basket. They take a different egg and repeat the process of counting and comparing.






They continue counting, comparing, and dabbing until one player has filled their entire game board.

[www.theprintableprincess.com](http://www.theprintableprincess.com)



Name: \_\_\_\_\_

# Juggling Jelly Beans



Name: \_\_\_\_\_

# Juggling Jelly Beans

