

Plastic Egg

Recording
Sheets for
Math
Activities







Name: _____

Egg-tastic Addition

Directions: Count each set of objects to create an addition sentence. Record it on the line and solve.

A _____ + _____ = _____	F _____ + _____ = _____
B _____ + _____ = _____	G _____ + _____ = _____
C _____ + _____ = _____	H _____ + _____ = _____
D _____ + _____ = _____	I _____ + _____ = _____
E _____ + _____ = _____	J _____ + _____ = _____




Name: _____

Colorful Counting On

Directions: Begin counting with the number on the egg. Use the objects inside to count on. Record your answer below.







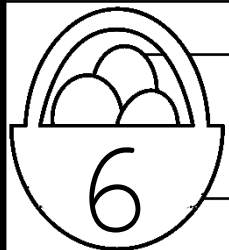
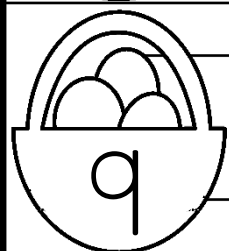
(A)	(B)	(C)
(D)	(E)	(F)
(G)	(H)	(I)
(J)	(K)	(L)



Name: _____

Nifty Number Words

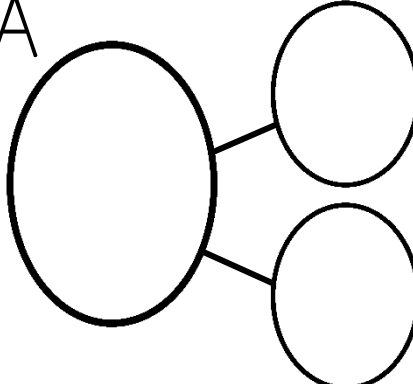
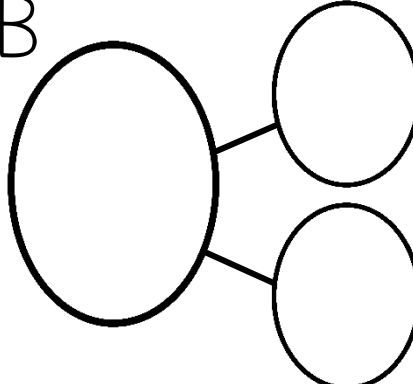
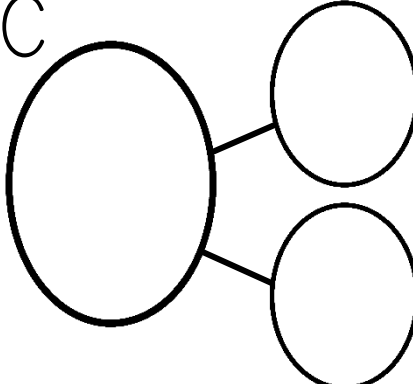
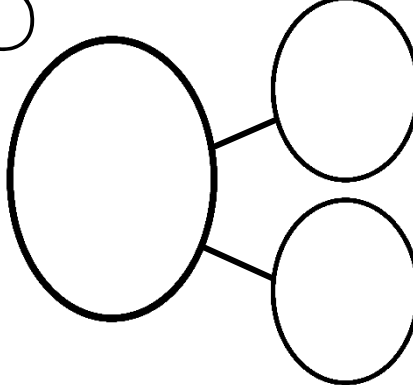
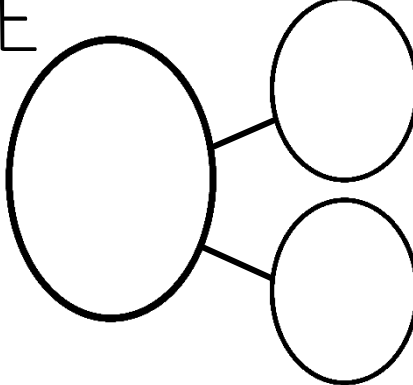
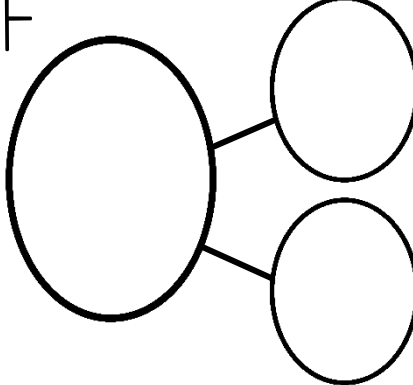
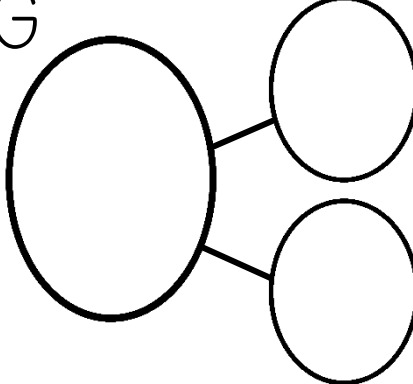
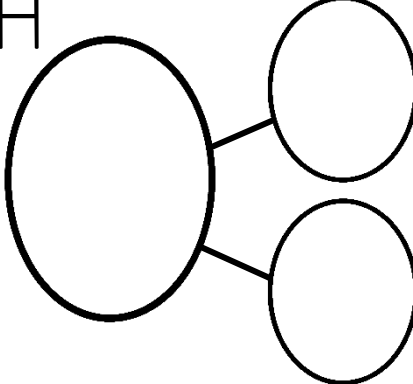
Directions: Write the number word next to the matching number.



Name: _____

Egg-cellent Bonds

Directions: Record the two numbers in the small eggs then solve to determine the answer.

A 	B 	C 
D 	E 	F 
G 	H 	I 