

ROLL, COUNT & COVER

MATH GAME FREEBIE



Thank You

Thank you so much for purchasing this resource! I sincerely hope you and your students enjoy the activities and that it makes learning fun. I also hope that you find it helpful and easy to use.

Please Note: This file is licensed for a single classroom use only. You may not share, redistribute, or sell the contents of this packet in any way (electronically or giving away a hard copy). You may not place any parts of this file on the Internet or school website. If you are planning to share this packet with a colleague or an entire team, please visit my store to purchase additional licenses at a discounted price. If you are not already doing so, I would love for you to follow me on TpT! It's a great way to stay connected and up-to date on the latest products and FREEBIES!

Click on the link below to visit
[The Printable Princess on TpT.](#)

If you have any questions,
please do not hesitate to e-mail me.

Melissa@theprintableprincess.com

Visit my website:

www.theprintableprincess.com



About this Resource...

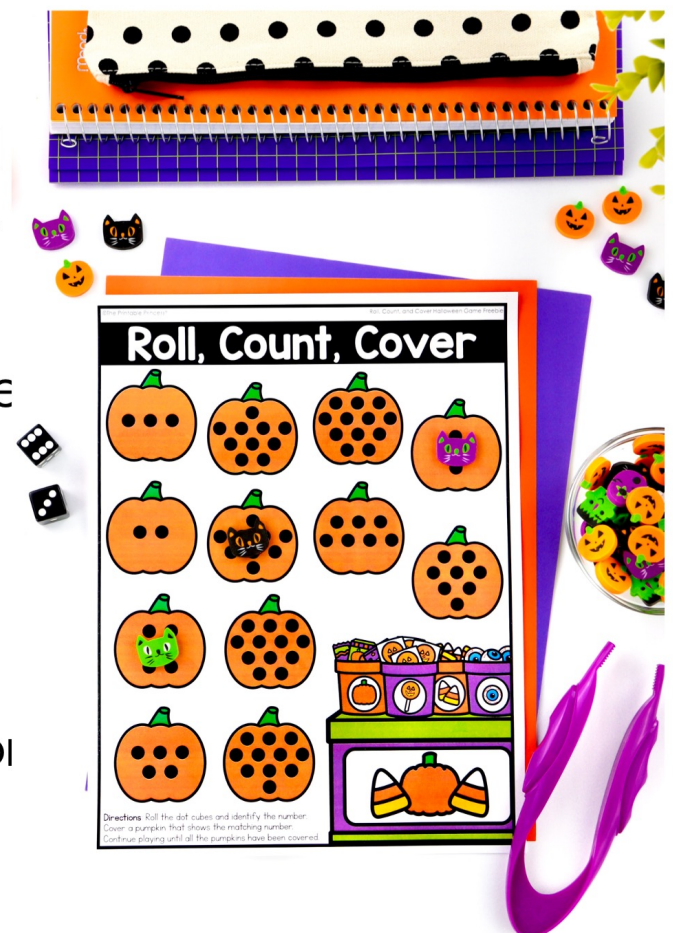
Roll, Count, and Cover is a fun game to help students practice number recognition and counting to 6 and 12.

This game works well as a morning tub activity, math center, or early finisher. Students can play independently or with a partner.


To prepare this activity, print and laminate the activity mats. You can also slide them in page protectors.

Each student will need a dice and mini erasers or plastic math cubes.

Students will roll the dice and count the dots shown to determine the number. They will find the number on the mat and cover it with a mini eraser or plastic math cube. They will continue to play until all the spaces have been covered. To incorporate fine motor practice, add chunky tweezers or clothes pins and pom-poms.




Roll, Count, Cover



Directions: Roll a dot cube and identify the number. Cover a candy corn that shows the matching number. Continue playing until all the candies have been covered.

Roll, Count, Cover



Directions: Roll the dot cubes and identify the number.
Cover a pumpkin that shows the matching number.
Continue playing until all the pumpkins have been covered.