

HALLOWEEN

mini eraser freebie

Created by The Printable Princess



Directions for Activities:

These activities were designed to go with the mini erasers found in the dollar section. If you don't have mini erasers, you can use plastic math cubes or whatever you have in your classroom.

Build a Tower: Students will identify the number on the mat and count out that many manipulatives and place them on the mat.

Find and Cover: Students will use green and purple manipulatives to sort the uppercase and lowercase letters.

Pumpkin Game: Players will need a dot cube and 20 manipulatives to cover their board. Each player will need their own game mat. Before the game begins, players will place each of their 20 manipulatives on their game mat, one per white circle. To decide which player begins the game, players will take turns rolling the dot cube once. The player who rolls the larger number goes first.

To Play: Players will take turns rolling the dot cube and counting to determine the number they rolled. They will remove that many pumpkins from the pumpkin patch. Players will continue to take turns rolling and removing until the first player removes all the pumpkins. To remove all the pumpkins, the player must roll the exact number needed. For example, if a player has two pumpkins left on their game board, they must roll a two to win the game.



Build a Tower

7

9

3

4

2

10

5


8

6




Find and Cover

Color Code:




UPPERCASE



lowercase




n	D	M	I	a	G
A	q	T	P	H	K
k	Z	j	E	r	b
g	F	z	p	i	Q
R	B	h	Y	d	y
e	N	t	m	J	f



THANK YOU TO THE FOLLOWING...



for sharing your talent!



Click on the pictures above to check out other [fall activities!](#)



TERMS OF USE

You May	You May NOT
<ul style="list-style-type: none">● Make as many printed copies as you need for your own classroom and personal use.● Purchase additional licenses for colleagues at a discounted rate by visiting your "My Purchases" tab on TpT.● Save this file to your home or school computer.● Share ONLY the cover page of this product on your blog, social media account, etc. with a link back to the product in my TpT shop.● <u>Thank you for respecting my work.</u>	<ul style="list-style-type: none">● Post <u>ANY</u> part of this document on <u>ANY</u> website, blog, shared clouds or drives, etc. (Including personal, classroom, or school websites)● Share this item with other teachers, your team, or your school/district (either digitally in ANY way or by copying it via a copy machine or printer). Please direct them to this product on TpT.● Sell this item or benefit financially in any way from this file.

Copyright The Printable Princess, Inc. All rights reserved. Permission is granted to make printed copies specifically for student or teacher use by the original purchaser/licensee only.

Reproduction of any part of this product for any other purpose is strictly prohibited, which includes but is not limited to: sharing or distributing any part of this product by way of making printed copies, sharing or distributing any part of this product by posting it online (including personal or classroom websites). Posting any part of this product online is detectable and is in violation of The Digital Millennium Copyright Act (DMCA).



let's connect



Just click the buttons above!

