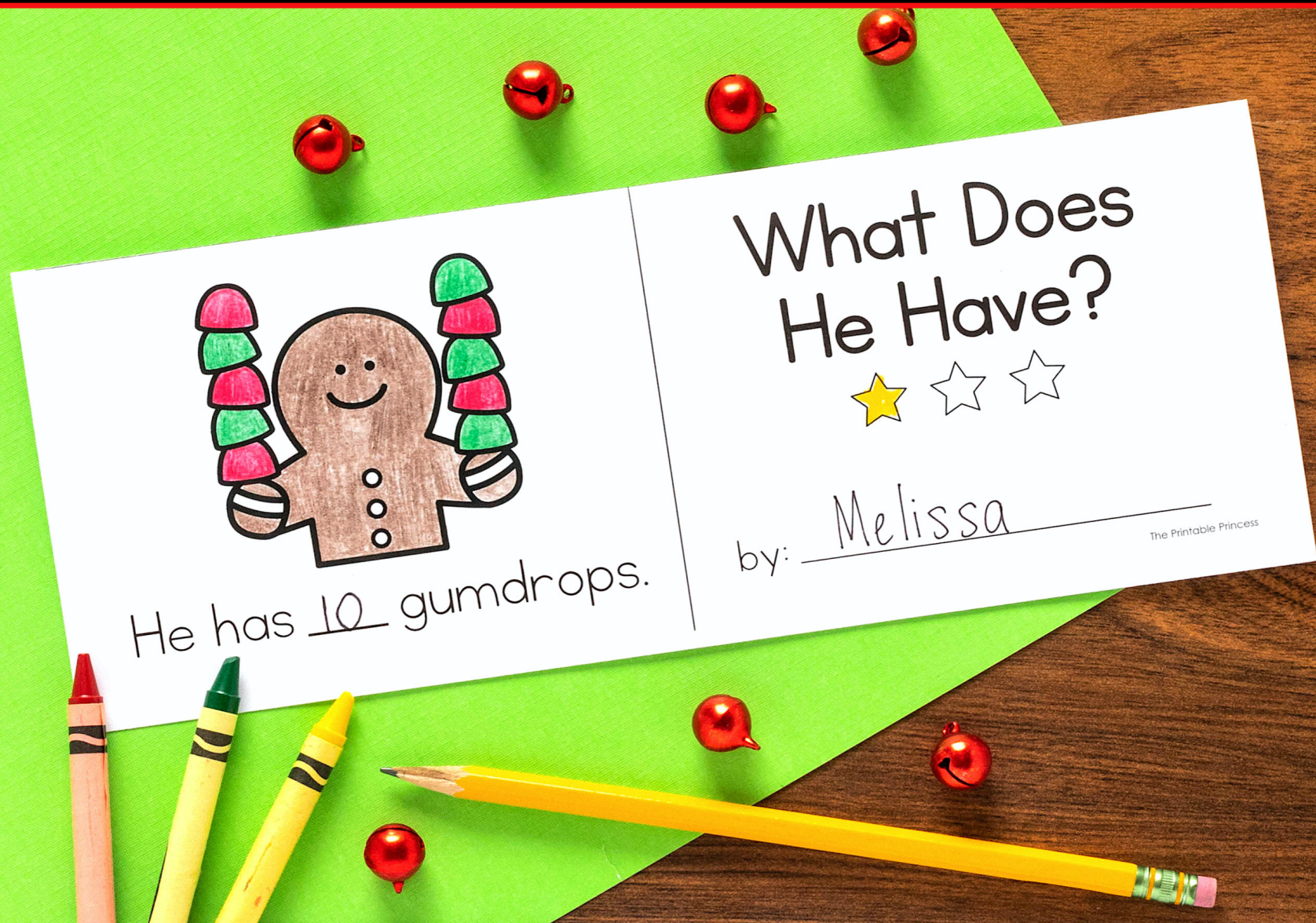


DECEMBER READERS

3 Mini Books Included



Thank You

Thank you so much for purchasing this resource! I sincerely hope you and your students enjoy the activities and that it makes learning fun. I also hope that you find it helpful and easy to use.

Please Note: This file is licensed for a single classroom use only. You may not share, redistribute, or sell the contents of this packet in any way (electronically or giving away a hard copy). You may not place any parts of this file on the Internet or school website. If you are planning to share this packet with a colleague or an entire team, please visit my store to purchase additional licenses at a discounted price.

I would love for you to follow me on TpT! It's a great way to stay connected and up-to-date on the latest products and FREEBIES!

[Click here to visit my TpT store.](#)

If you have any questions, please do not hesitate to e-mail me.

theprintableprincess@gmail.com

Visit my website: www.theprintableprincess.com



About this resource...

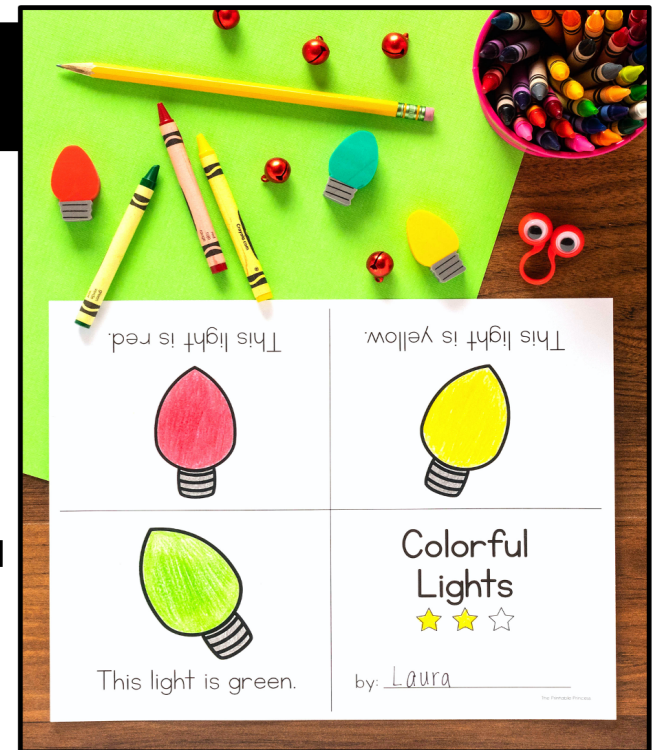
This freebie includes 3 mini books with themes that are perfect for December. These mini books feature a predictable text which will help developing readers feel successful. They are perfect to have students take home and share with their families.

Students will fold the books in half, long ways (I call this a hotdog fold because the paper is long, like a hotdog). Next they will fold the paper in half again (I call this the hamburger fold). There are lines on the books to help students with folding.


Students will write their name on the front cover. On the inside pages, students will color the pictures and read the text in their books. You can also have students use a yellow crayon or highlighter to focus on a particular sight word.

On the front cover you will see three stars. Students can color a star each time they read their book.


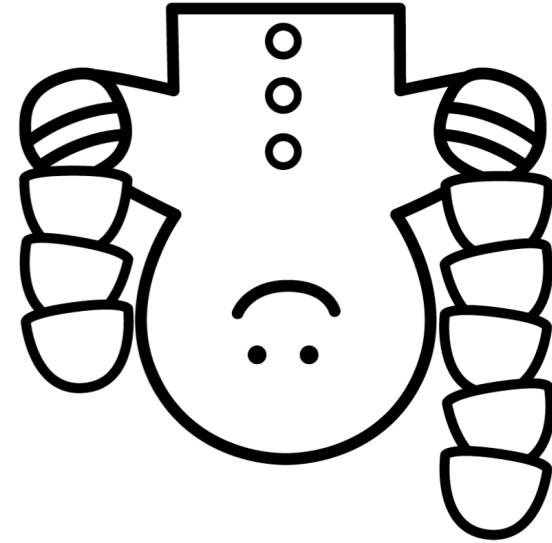
Find more December activities [by clicking here](#).



He has ____ gumdrops.



He has ____ gumdrops.




He has ____ gumdrops.

What Does
He Have?




by: _____

This light is yellow.



This light is red.




Colorful Lights




by: _____


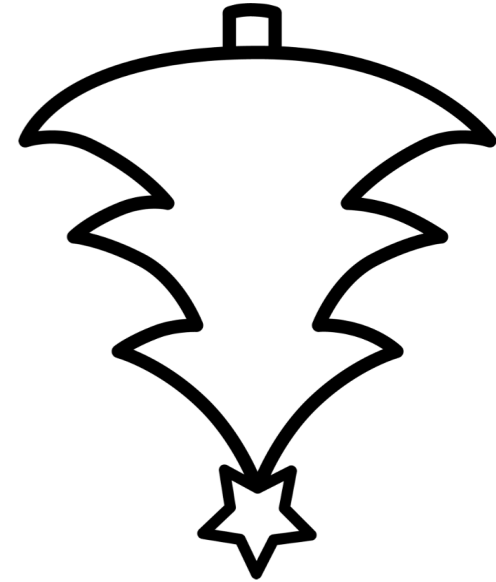
This light is green.



I see the gifts.



I see the tree.



I see the cookies.

What Do You
See?



by: _____



TERMS OF USE

You May	You May NOT
<ul style="list-style-type: none">● Make as many printed copies as you need for your own classroom and personal use.● Purchase additional licenses for colleagues at a discounted rate by visiting your "My Purchases" tab on TpT.● Save this file to your home or school computer.● Share ONLY the cover page of this product on your blog, social media account, etc. with a link back to the product in my TpT shop.● <u>Thank you for respecting my work.</u>	<ul style="list-style-type: none">● Post <u>ANY</u> part of this document on <u>ANY</u> website, blog, shared clouds or drives, etc. (Including personal, classroom, or school websites)● Share this item with other teachers, your team, or your school/district (either digitally in ANY way or by copying it via a copy machine or printer). Please direct them to this product on TpT.● Sell this item or benefit financially in any way from this file.

Copyright The Printable Princess, Inc. All rights reserved. Permission is granted to make printed copies specifically for student or teacher use by the original purchaser/licensee only.

Reproduction of any part of this product for any other purpose is strictly prohibited, which includes but is not limited to: sharing or distributing any part of this product by way of making printed copies, sharing or distributing any part of this product by posting it online (including personal or classroom websites). Posting any part of this product online is detectable and is in violation of The Digital Millennium Copyright Act (DMCA).



let's connect



Just click the buttons above!

