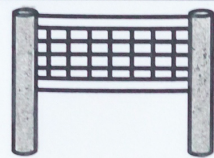


# EASTER LITERACY ACTIVITIES

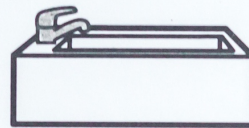
Name: \_\_\_\_\_

## Build a CVC Word


**Directions:** Unscramble the letters to spell a word.  
Write the word on the line under the correct picture.



net




tub




bag



win



hat



dot




bus



web



dip



www.ThePrintablePrincess.com



# Thank You

Thank you so much for purchasing this resource! I sincerely hope you and your students enjoy the activities and that it makes learning fun. I also hope that you find it helpful and easy to use.

**Please Note:** This file is licensed for a single classroom use only. You may not share, redistribute, or sell the contents of this packet in any way (electronically or giving away a hard copy). You may not place any parts of this file on the Internet or school website. If you are planning to share this packet with a colleague or an entire team, please visit my store to purchase additional licenses at a discounted price.

I would love for you to follow me on TpT! It's a great way to stay connected and up-to-date on the latest products and FREEBIES!

[Click here to visit my TpT store.](#)

If you have any questions, please do not hesitate to e-mail me.

[theprintableprincess@gmail.com](mailto:theprintableprincess@gmail.com)

Visit my website: [www.theprintableprincess.com](http://www.theprintableprincess.com)





# TERMS OF USE

You May	You May NOT
<ul style="list-style-type: none"><li>● Make as many printed copies as you need for your own classroom and personal use.</li><li>● Purchase additional licenses for colleagues at a discounted rate by visiting your "My Purchases" tab on TpT.</li><li>● Save this file to your home or school computer.</li><li>● Share <b>ONLY</b> the cover page of this product on your blog, social media account, etc. with a link back to the product in my TpT shop.</li><li>● <b><u>Thank you for respecting my work.</u></b></li></ul>	<ul style="list-style-type: none"><li>● Post <b><u>ANY</u></b> part of this document on <b><u>ANY</u></b> website, blog, shared clouds or drives, etc. (Including but not limited to personal, classroom, or school websites)</li><li>● Share this item with other teachers, your team, or your school/district (either digitally in ANY way or by copying it via a copy machine or printer). Please direct them to this product on TpT.</li><li>● Sell this item or benefit financially in any way from this file.</li></ul>

Copyright The Printable Princess, Inc. All rights reserved. Permission is granted to make printed copies specifically for student or teacher use by the original purchaser/licensee only.

Reproduction of any part of this product for any other purpose is strictly prohibited, which includes but is not limited to: sharing or distributing any part of this product by way of making printed copies, sharing or distributing any part of this product by posting it online (including personal or classroom websites). Posting any part of this product online is detectable and is in violation of The Digital Millennium Copyright Act (DMCA).



let's connect







Just click the buttons above!



Name: \_\_\_\_\_

# Word Family Chicks

**Directions:** Write the word family on the chick. Write the words that belong to the word family on the line.



---

---

---

---

---

---

---

---

---

---

---

---

---

---




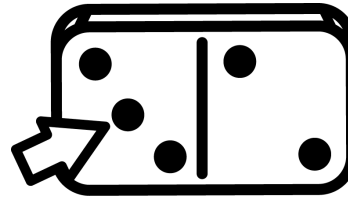



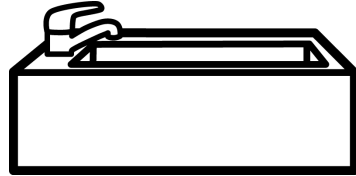
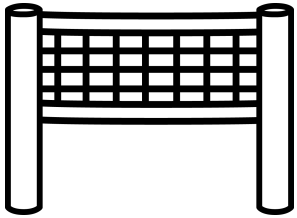
---

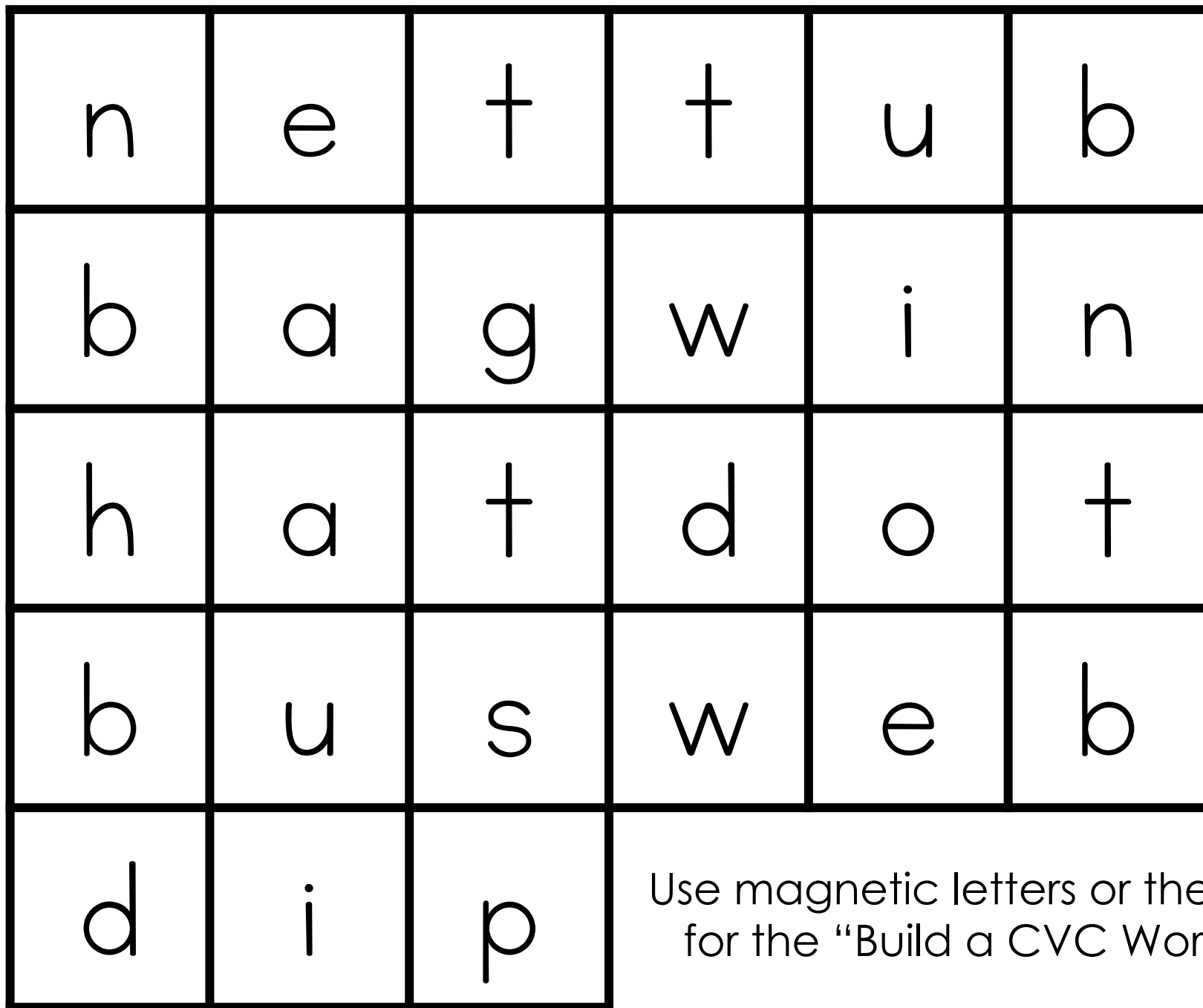
---

Name: \_\_\_\_\_

# Build a CVC Word

**Directions:** Unscramble the letters to spell a word.  
Write the word on the line under the correct picture.













Organization Tip: Before cutting apart, use nine different colors to draw small dots in the bottom corner. This way, if letters get mixed you can easily match the word back together.

Name: \_\_\_\_\_

# Sight Word Shuffle

**Directions:** Unscramble the letters to spell a word. Write the word on the line.





[www.ThePrintablePrincess.com](http://www.ThePrintablePrincess.com)



[www.ThePrintablePrincess.com](http://www.ThePrintablePrincess.com)



[www.ThePrintablePrincess.com](http://www.ThePrintablePrincess.com)



[www.ThePrintablePrincess.com](http://www.ThePrintablePrincess.com)



[www.ThePrintablePrincess.com](http://www.ThePrintablePrincess.com)



[www.ThePrintablePrincess.com](http://www.ThePrintablePrincess.com)




[www.ThePrintablePrincess.com](http://www.ThePrintablePrincess.com)



[www.ThePrintablePrincess.com](http://www.ThePrintablePrincess.com)






Type the sight word letters here. One per box.

Name: \_\_\_\_\_

# Egg-cellent Spelling



**Directions:** Read the word and write it on the line. Draw a picture to match.

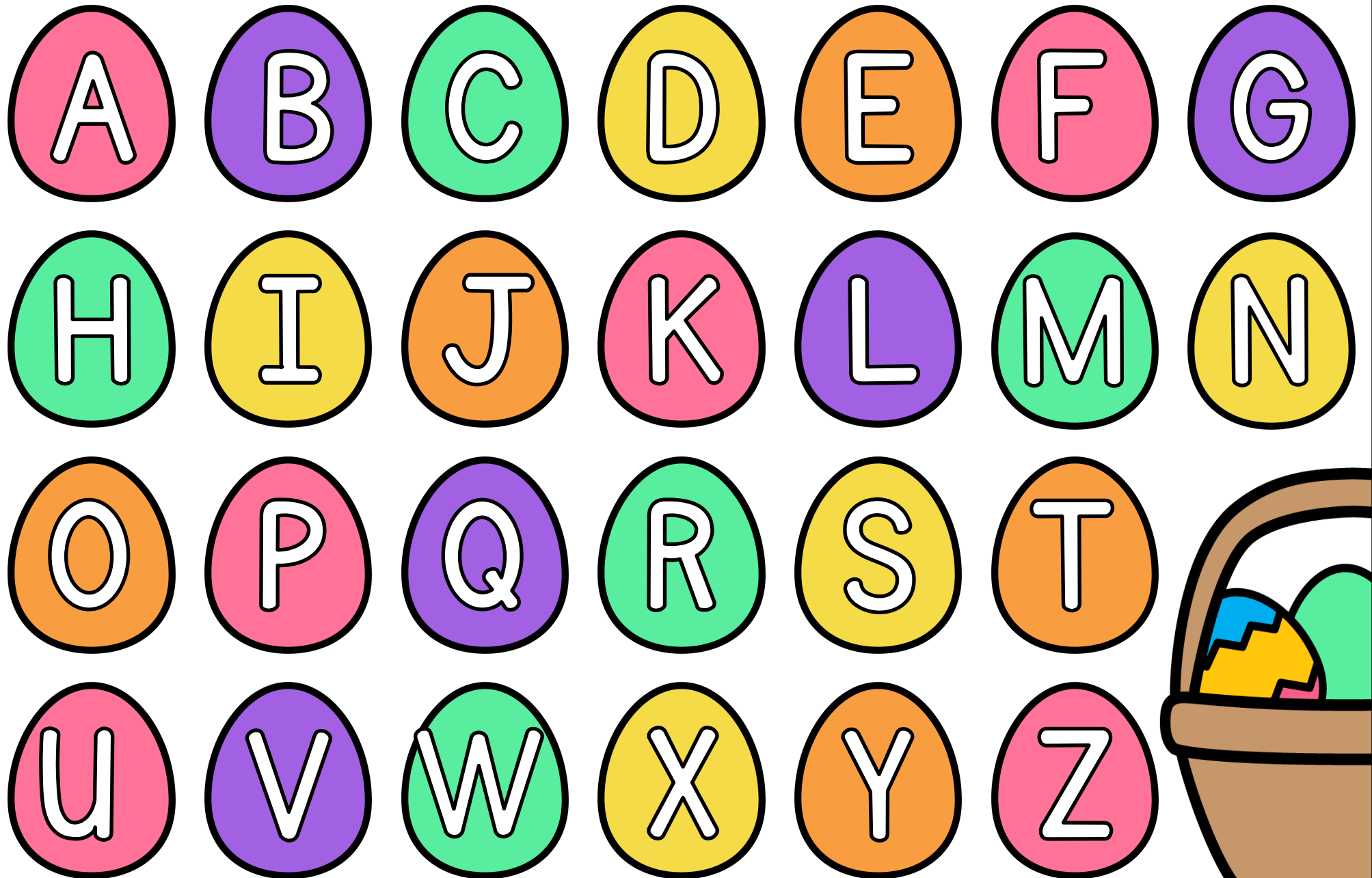
[illegible]

nut	sun	map	cat
pen	log	wig	ten

## Egg-cellent Spelling

Print this page and cut apart words. Fold in half and put in eggs.


# Egg-cellent Alphabet



Name: \_\_\_\_\_

# Rhyming Pairs

**Directions:** Record the rhyming pairs on the lines below.



\_\_\_\_\_ and \_\_\_\_\_

\_\_\_\_\_ and \_\_\_\_\_

\_\_\_\_\_ and \_\_\_\_\_

\_\_\_\_\_ and \_\_\_\_\_

\_\_\_\_\_ and \_\_\_\_\_

\_\_\_\_\_ and \_\_\_\_\_

\_\_\_\_\_ and \_\_\_\_\_

\_\_\_\_\_ and \_\_\_\_\_

\_\_\_\_\_ and \_\_\_\_\_

\_\_\_\_\_ and \_\_\_\_\_